

Welcome back to Piano for the Young Football Fanatic

Congratulations. You are now in the Premier League, having successfully progressed from Division One. This time, the Red and Blue teams have joined forces to create a SUPERTEAM, which works together to achieve the best possible standard of play. So, it is in your Superteam's best interest to keep all the players as fit as possible – otherwise you may lose points!

You need to give your Superteam a name; it could be your favourite team, or a name that you make up. You'll also need to design your team's kit ready for the inspection. Fill in the details on the title page.



Reminder: Rules of the game


Training tips/exercises

Vital if you are to perform well – but things will now be more difficult!



From the dugout

Coach's advice from the dugout on new things to do.



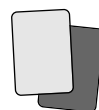
Team talks

Further activities for you to try out when learning your new piece.



Corner flags

These flag up any new ideas or bits of information.



Manager's masterclass matches

Perform these pieces to each other, using red/yellow cards when you hear mistakes.

WIN!	3	
DRAW!	1	
LOSE!	0	


Scoreboards

3 points for a win and 1 for a draw – score 0 and do the piece again!

Total up the points on the last page.

Kit inspection

Your manager wants to see that you remember all of the notes from Division One before you enter the Premier League. Some of the notes and letters have been rubbed out. Can you fill them back in?



F _ A B _ D C D _ F G A

Turning on the ball


Turning on the ball is a little trick that enables us to get around the piano smoothly and quickly. It involves moving your thumb underneath, or a finger over, the bridge of your hand to get to a new position. Your teacher will show you how to do this by playing these exercises for you ... then it's your turn!



Turning exercise (right hand)



Turning exercise (left hand)





Keep your arm and shoulder still and relaxed, and let the wrist and fingers to do the work. You should sound as if you have lots of fingers that never have to turn to get around.

from the dugout



Turn on the ball





Some more tricks – overhead kicks!

This is a new trick that we are going to learn! Above the right-hand stave you can see some footballs bouncing around, each with its own note-name. Play these notes with the left hand, while keeping hold of the long note in the right hand. You can play the football notes at any octave – so long as they are higher than the right hand. Can you reach up to the top of the keyboard?

Try to make a rainbow-shaped arch with your left hand as you travel over your right hand.

Imagine the flight of a ball kicked overhead!

from the dugout



1 2

mf 'O - ver me 'ead my son' he said,

C A C A

9

'o - ver me 'ead my son.'

C A G

16

1 So I kicked the ball right o - ver 'is 'ead.'

A C A

24

4 2 and a - way with it the o - ther team ran.

C

pp