

Hi, I'm Lang Lang! Welcome to the wonderful world of music theory – let's get started!

Music is a language that we can draw and write, as well as hear. You can think of some sounds in your head, then write and draw the right musical shapes. If you give this to someone who can read music, they can play your musical idea without hearing it first.
How amazing!

If you are learning the piano, you can use this book together with my **PIANO METHOD** books.



As you work your way through the book, there are things to add to pages 30-31 – remember to fill everything in!



CLEFS AND STAVES

 This is the treble clef

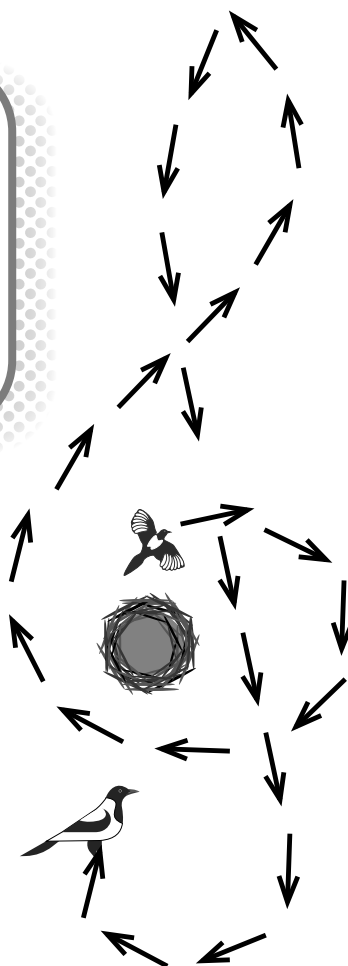


This symbol is called the treble clef. It tells you to play the higher notes on the piano with your right hand.


Use your pointing finger to follow the flight of the magpie.




Now let's put the  on the stave!



Trace




Trace





Start here!





Start drawing the  on the second line up.



QUIZ

  is called the t _ _ _ _ c _ _ _ and it is used for h _ _ _ notes played with the r _ _ _ _ hand on the piano.

Match the notes to their musical letter names.



Can you find which letters match with two notes on this page? ☐ ☐

