



# Welcome to *Piano* for the Young Football Fanatic

This is your chance to enter into an exciting new football league with your two five-a-side teams. Work at the training, keep your players fit and play in the matches, and you will progress through Division 1 and on to the Premier League ... just like in the real game! Remember to colour in the cartoons throughout with the colours of your favourite team.

## Rules of the game

You will be in charge of two teams, the Red team and the Blue team.  
Make sure that your players are fit and ready to play!

### Training tips/exercises

These are a chance to practise the tricky bits before you go into a match.



### From the dugout

Watch out for advice from your coach, who will give you new things to do from the dugout.



### Team talks

These are further activities for you to try out while you are learning your new piece.



### Corner flags

These flag up any new ideas or bits of information.

Ask your teacher to explain if you don't know them already.



### Manager's masterclass matches

You'll need to make your own yellow and red cards for these.

Get your teacher or a friend to play the pieces marked with a 'card' sign, once you've learnt them.

Use your cards whenever you hear them making mistakes!

WIN!	3	
DRAW!	1	
LOSE!	0	

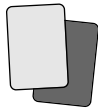
### Scoreboards

You want to get to the top of the league by the end of the book!

Fill in the scoreboards for every Manager's masterclass match.

Add up all your points at the end of the book.

3 points for a win and 1 for a draw – score 0 and you have to do the piece again!



# Manager's masterclass match When Saturday comes

1

*mf* When I'll Sat - ur - day comes, I'll go and watch my  
wear\_\_\_\_ my shirt and scarf and hat, and

4

5

1

fav - 'rite team com - pete. It's on - ly once a  
paint my face com in red, and If\_\_\_\_ we win, I'll

4


11

1 3 1

month that I'm al - lowed this spe - cial treat.  
ce - le - brate - and go home late to bed!

4 2

**Team talk:**  
**upbeats!**  
Notes that come before the first main bar are called 'upbeats'. Notice that the value of the upbeat is taken away from the last bar. Remember to count yourself in before you start playing.



## Optional accompaniment

*mf*

9

WIN!	3	
DRAW!	1	
LOSE!	0	




A group of two or more notes played at the same time is called a **chord**.


## Hat-trick – 3 notes at once!




### Red team rave




### Optional accompaniment



### Blue team blues



### Optional accompaniment



Make sure all of the notes sound together. Keep practising and it will get much easier, and don't forget – a slower speed will give you time to think!

from the dugout

