
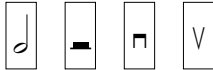











Contents

3	A message to you	
4	A message to your parent or teacher	
5	Your double bass and bow	
6	Holding the bass	
7	Holding the bow	
8	Rest position, performing and taking a bow	
9	Stage 1	
12	Stage 2	Bowing, double stopping
15	Stage 3	
18	Stage 4	String crossing
21	Stage 5	 Harmonics
23	Stage 6	 First finger
26	Stage 7	 Fourth finger
29	Stage 8	 New notes A and B
32	Stage 9	 E string
35	Stage 10	 Second finger
39	Stage 11	 ties
42	Stage 12	G major scale
46	Stage 13	D major scale and arpeggio
49	Stage 14	Slurs
52	Stage 15	Semitones
55	Stage 16	A minor, staccato and spiccato
58	Stage 17	
61	Stage 18	Chromatic movement, revision



Top tip

Try singing this before you play it.

27 Merrily we roll out of bed

Traditional


Exceedingly merrily



Soda bread

Irish traditional


Reel-y fast



Activity box

- ☐ Fill in the missing word: a sharp (#) _____ a note by a semitone.
- ☐ **Snakes!** Slide your third finger up and down the D string, then add the bow to make a slithering sound. Repeat with other fingers on other strings.
- ☐ Make up a piece using all the notes you have learnt so far. Try to include some dynamics (loud or quiet markings). Write it down then play it.

_____ by _____



Stage 18

Fact file

Andantino = slightly faster than andante

Warm-ups

1. 
mf
2. 
f
5. 
3. 
p
4. 
mf

Top tip

Play the first note, then sing the tune before you play the piece.

71 Happy birthday

With a very big slice of cake

Patty and Mildred Hill

