

## Student's worksheet

## A Stormy Coast ingredients

**Key signature** G minor

## Other scale patterns


## C minor

**Time signature**  $\frac{4}{4}$

**Dynamics** *p mf ff*

 $\triangleleft \triangleright$  *cresc. dim.*

## Rhythms



**Articulation** Accents, slurs, *staccato* under a slur

**Character** Fierce, stormy, energetic, powerful contrasted with placid and gentle


## Form Binary

### Special features Pedal

**Terms and signs** ♩ = c.100,  
retard a little

- ☐ Explore these ingredients by making up little musical patterns, exercises or phrases. Mix and match them where you can. Tick each ingredient when you've used it.


- ☐ Write a one-octave scale of G harmonic minor ascending, with a key signature and any accidentals necessary:




- ☐ Sight-read this piece and write out its ingredients here:




## Moderato




- Write out the tonic triads of the keys below, with the correct accidentals (no key signatures):




## G minor



D major



B flat major



E minor

- ☐ Complete a four-bar rhythm using this opening:



## Student's worksheet

### Jack is Sad ingredients

**Key signature** A minor

**Time signature**  $\frac{3}{4}$

**Rhythms**



**Dynamics** *p* *mf*  $\leq$   $\geq$

**Articulation** slurs, *tenuto*,  
pause

**Character** Morose, dark,  
folky

**Special ingredients**

mordents, tied notes

**Form** Ternary-like

**Terms and signs**  $\text{♩} = 112$ ,  
*andantino*, *expressive e*  
*cantabile*, *con espressione*,  
*poco rit*

☐ Explore these ingredients by making up little musical patterns, exercises or phrases. Mix and match them where you can. Tick each ingredient when you've used it.

☐ What do these terms mean:

- *Andantino* \_\_\_\_\_
- *Espressivo e cantabile* \_\_\_\_\_
- *Poco rit.* \_\_\_\_\_
- *Con espressione* \_\_\_\_\_

☐ Find examples of these in the music:

- A mordent: bar \_\_\_\_\_
- A bar with two two-note chords of a fifth: bar \_\_\_\_\_
- A bar with all the notes of an A minor tonic triad: bar \_\_\_\_\_
- A tie: bar \_\_\_\_\_

☐ Sight-read this and list its ingredients here:

Moderato

☐ Add barlines to this rhythm:



Use the activities in the following boxes if students need extra work on particular areas.

### **Scales**

*Pick and choose from these activities as appropriate*

- Identify the key-notes on the keyboard (right and left hands).
- Find the hand position for the first few notes (right and left hands).
- Play the key-note (either hand), hear the first few notes internally and sing those notes. Play the notes.
- Think about the fingering and play a full one-octave version of the scale or arpeggio. Then play hands together and more octaves if appropriate.
- Play the pattern upside down! (Descending and then ascending.)

### **Aural**

*Pick and choose from these activities as appropriate*

- Choose a bar (just one hand or hands together) and hear that bar in your head.
- Play the first note of a scale or arpeggio and hear the whole pattern in your head.
- Play a bar (one hand at a time), hear it in your head, and then sing it.
- Play the same bar again and then sing it, changing one note.
- Find a short piano piece online with similar ingredients, listen to it and then describe its features: smooth or detached notes; loud or soft; major or minor; does it change speed?

### **Pulse and rhythm**

*Pick and choose from these activities as appropriate*

- Clap the pulse of the piece at an appropriate tempo.
- Clap the first beat of the bar and hear the other beats in your head.
- Tap the pulse and with a foot and clap the rhythm of the right and then the left hand.
- Tap the pulse and hear the rhythm of each hand in your head.
- Are there any repeated rhythmic patterns in the piece?
- Tap the rhythm of the left and right hands together.

### **Reading**

*Pick and choose from these activities as appropriate*

- Choose a bar, set a pulse going, play the first note, try to hear that bar in your head and then play it.
- Play a bar a few times, play it from memory and then write the bar down from memory. Check it is correct!
- Read as much of the piece as possible in your head (in other words, hearing the music internally).

### **Improvisation**

*Pick and choose from these activities as appropriate*

- Make up a short piece using just the key-note and any rhythms from the piece.
- Make up a short piece based on the scale of the music.
- Choose two or three ingredients from the music and make up your own piece.
- Make up your own short piece based on the same title.
- Make up an exercise to practise a tricky bit.